

United
States
of
America



To Promote the Progress



of Science and Useful Arts

The Director

of the United States Patent and Trademark Office has received an application for a patent for a new, original, and ornamental design for an article of manufacture. The title and description of the design are enclosed. The requirements of law have been complied with, and it has been determined that a patent on the design shall be granted under the law.

Therefore, this United States

Patent

grants to the person(s) having title to this patent the right to exclude others from making, using, offering for sale, or selling the design throughout the United States of America or importing the design into the United States of America for the term set forth by law.

Cole Morgan Smead

ACTING DIRECTOR OF THE UNITED STATES PATENT AND TRADEMARK OFFICE

Maintenance Fee Notice

No maintenance fees are required in design patents.

Patent Term Notice

If the application for this patent was filed on or after May 13, 2015, the term of this patent is 15 years from the date of grant of this patent, subject to any disclaimer under 35 U.S.C. 253. If the application for this patent was filed prior to May 13, 2015, the term of this patent is 14 years from the date of grant of this patent, subject to any disclaimer under 35 U.S.C. 253.



USOD1069599S

(12) **United States Design Patent**
Frazier et al.

(10) **Patent No.:** **US D1,069,599 S**

(45) **Date of Patent:** **** Apr. 8, 2025**

(54) **FLEXIBLE STAND-UP TAPERED SPOUTED POUCH**

(71) Applicant: **pFlagon, LLC**, Burnsville, MN (US)

(72) Inventors: **Brittany A. Frazier**, Edina, MN (US);
Alexander B. Lemaire, Edina, MN (US); **Charles A. Lemaire**, Apple Valley, MN (US)

(73) Assignee: **pFlagon, LLC**, Burnsville, MN (US)

(**) Term: **15 Years**

(21) Appl. No.: **29/914,776**

(22) Filed: **Oct. 20, 2023**

(51) **LOC (15) Cl.** **09-05**

(52) **U.S. Cl.**
USPC **D9/702**

(58) **Field of Classification Search**
USPC D9/702-714, 720-722, 414, 434-435,
D9/696, 716, 771, 447, 516-517,
D9/738-747, 544, 520-521; D24/118,
D24/207, 108; D3/202
CPC ... B65D 1/00; B65D 1/02; B65D 1/09; B65D
1/10; B65D 1/32; B65D 1/0223; B65D
75/00; B65D 75/008; B65D 11/00; B65D
11/04; B65D 11/20; A61J 1/10; A61J
1/1412; A61J 1/1418

See application file for complete search history.

(56) **References Cited**

U.S. PATENT DOCUMENTS

D526,573 S	*	8/2006	Ueda	D9/708
D527,278 S	*	8/2006	Ueda	D9/708
D528,011 S	*	9/2006	Ueda	D9/708
D558,594 S	*	1/2008	Kirou	D9/708
D676,335 S	*	2/2013	Murray	D9/707

D724,954 S	*	3/2015	Niggemyer	D9/708
D786,090 S	*	5/2017	Murray	D9/707
D900,635 S	*	11/2020	Pozzali	D9/708
D901,309 S	*	11/2020	Murray	D9/708
D941,679 S	*	1/2022	Fujinami	D9/708

* cited by examiner

Primary Examiner — Abraham Bahta
(74) *Attorney, Agent, or Firm* — Charles A. Lemaire;
Lemaire Patent Law Firm, P.L.L.C.

(57) **CLAIM**

The ornamental design for a flexible stand-up tapered spouted pouch, as shown and described.

DESCRIPTION

FIG. 1 is a front view of the flexible stand-up tapered spouted pouch, the rear view being a mirror image thereof, showing our new design;
FIG. 2 is a top view thereof;
FIG. 3 is a left-side view, the right-side view being a mirror image thereof;
FIG. 4 is a bottom view thereof;
FIG. 5 is a top, front, left perspective view thereof when filled;
FIG. 6 is a front view of a second embodiment of our new design, the back view being a mirror image of the front view;
FIG. 7 is a top view thereof;
FIG. 8 is a left-side view, the right-side view being a mirror thereof;
FIG. 9 is a bottom view thereof; and,
FIG. 10 is a perspective view thereof when filled.
In FIGS. 1-10, the oblique shade lines on the surface portions indicate contour and not surface decoration. The shaded areas indicate heat-sealed edges of the bag and are not surface decoration nor part of the claimed design. Broken lines show environment and boundaries that form no part of the claimed design.

1 Claim, 6 Drawing Sheets

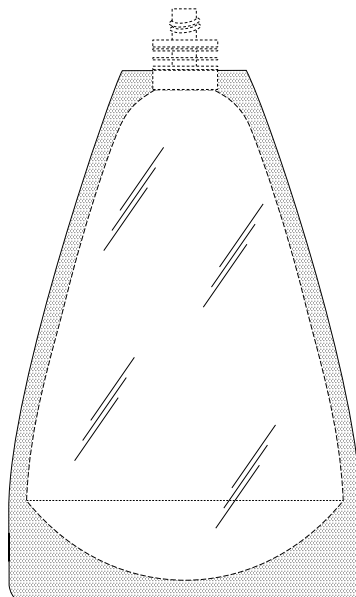


FIG. 1

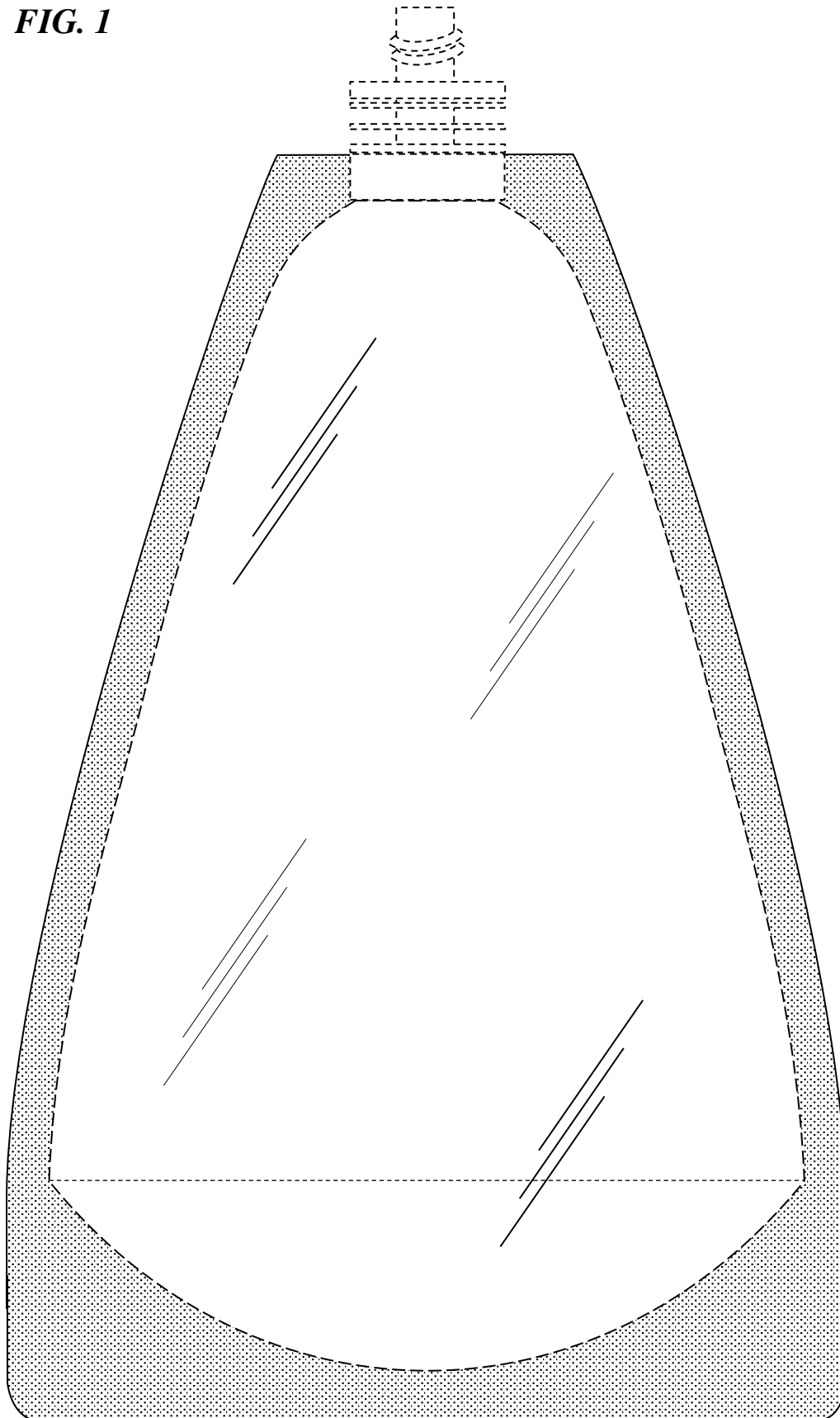


FIG. 2

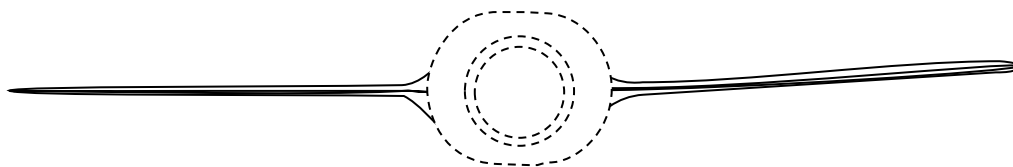


FIG. 4

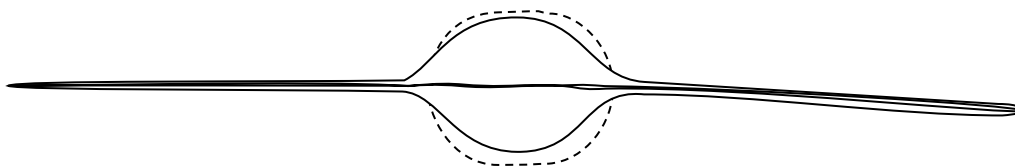


FIG. 3



FIG. 5

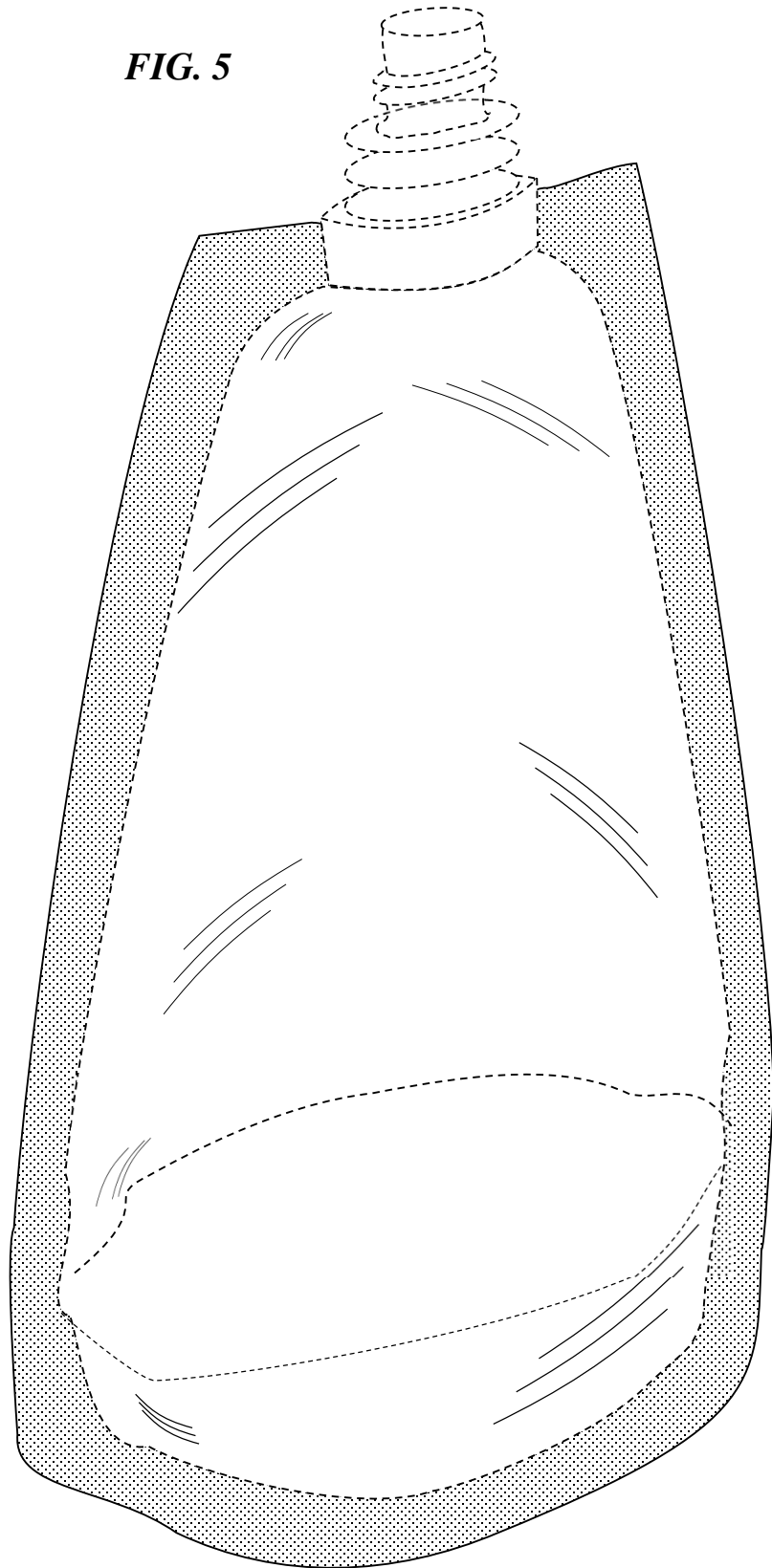


FIG. 6

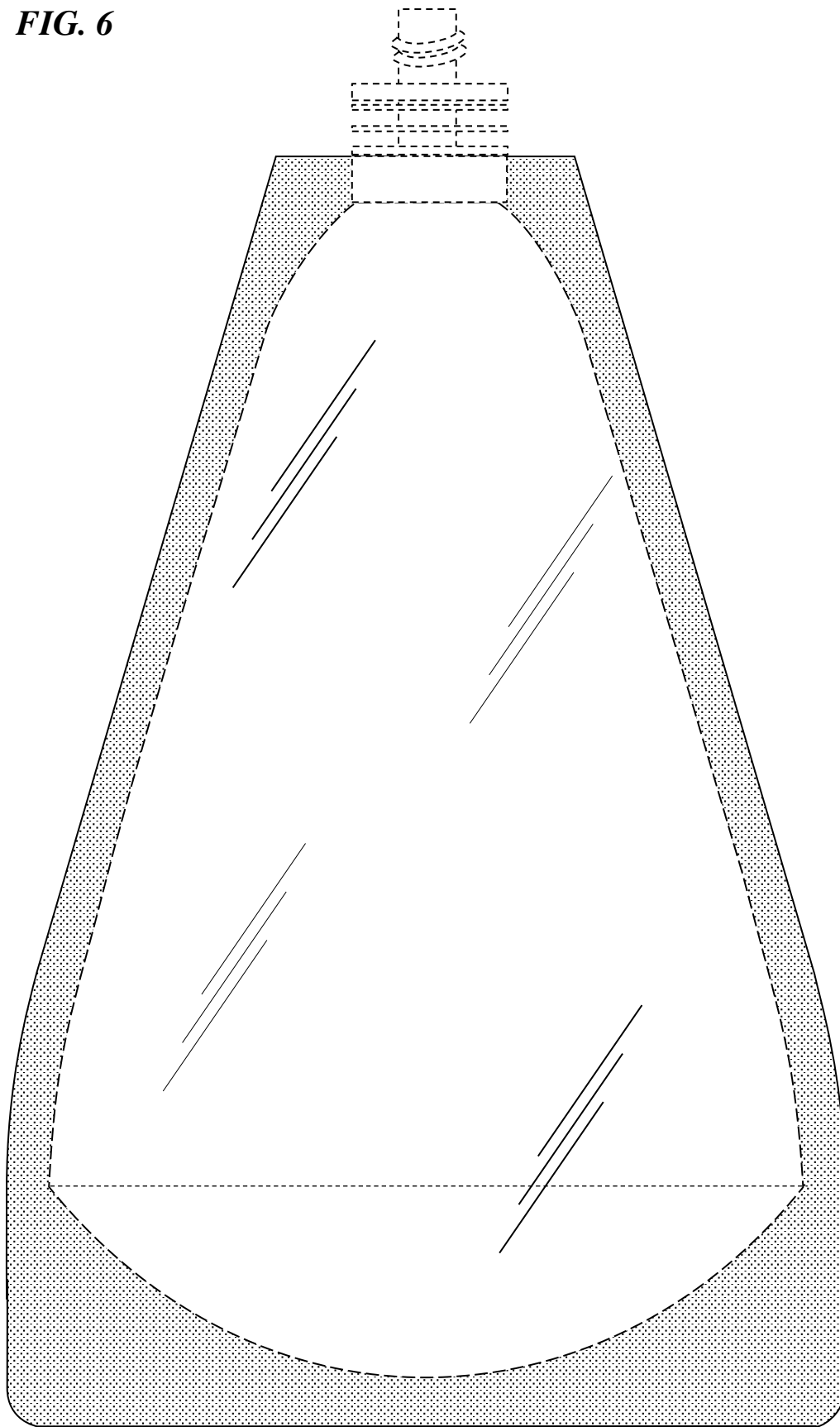


FIG. 7

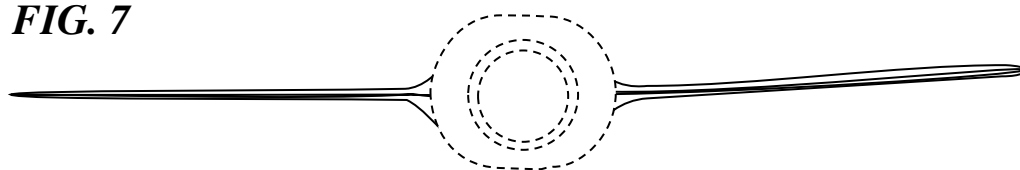


FIG. 9

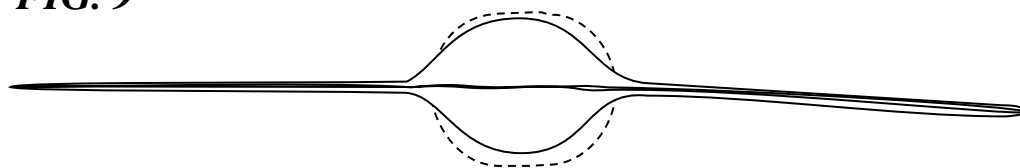


FIG. 8




FIG. 10

